

Linking Khan Academy and College Board Student Accounts

Why link Khan Academy and College Board Accounts?

- ▶ Linking your accounts will further personalize your practice: the practice recommendations on Khan Academy will be based on your PSAT/NMSQT results
- ▶ All future scores from the SAT, PSAT/NMSQT, PSAT 10 and PSAT 8/9 will also be sent to help customize your practice and recommendations on Khan Academy.
- ▶ You will be able to jump right into practice without having to take any additional diagnostic quizzes or practice tests to get personalized recommendations.

Please note that you can terminate your account linking at any time.

Steps to link your College Board and Khan Academy Accounts

Step 1

Log in to or create your Khan Academy account at satpractice.org

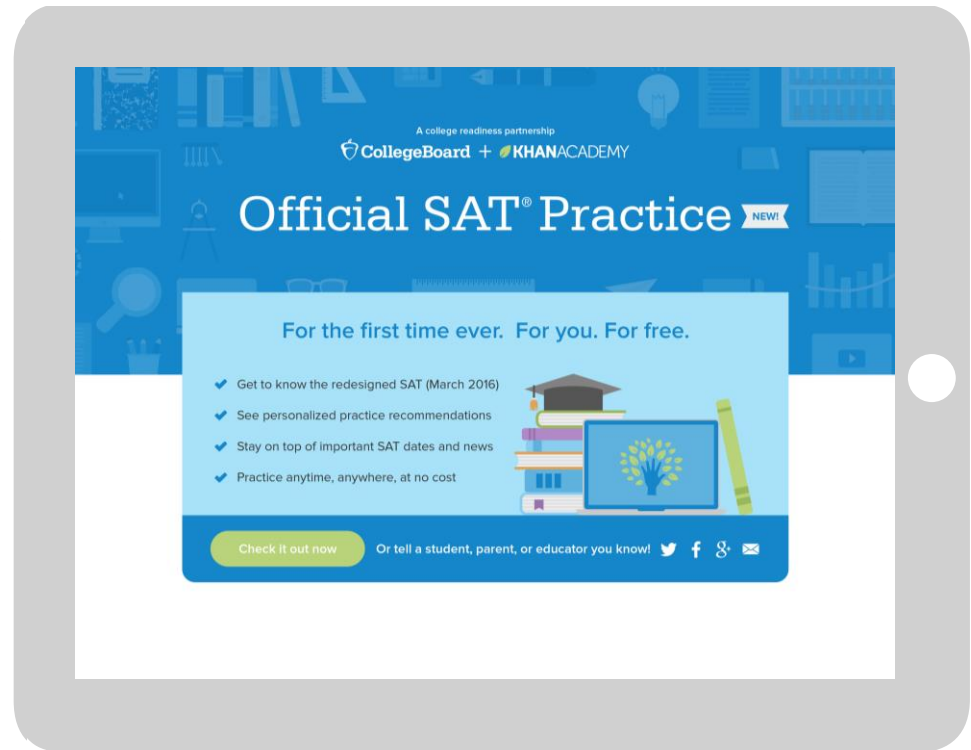
Step 2

When prompted, agree to link your Khan Academy and College Board accounts

Step 3

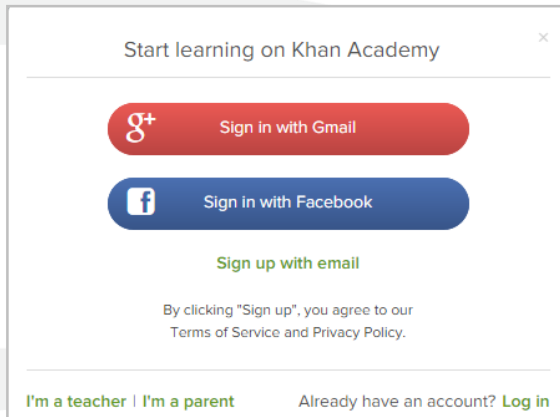
Sign in or create your College Board Account and hit “Send” to send your scores

**Sign up. Link up.
Get practicing.**



Step 1:

Create a Khan Academy Account



Start learning on Khan Academy

Sign in with Gmail

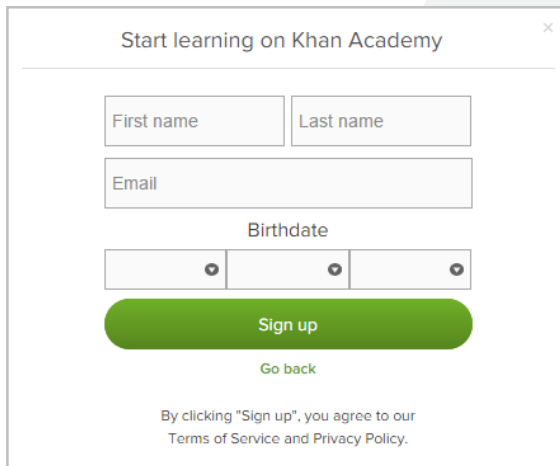
Sign in with Facebook

Sign up with email

By clicking "Sign up", you agree to our Terms of Service and Privacy Policy.

I'm a teacher | I'm a parent

Already have an account? [Log in](#)



Start learning on Khan Academy

First name

Last name

Email

Birthdate

Sign up

[Go back](#)

By clicking "Sign up", you agree to our Terms of Service and Privacy Policy.

- ▶ Log in to or create your Khan Academy account
 - ▶ Go to satpractice.org
 - ▶ Click green button labeled "Check it out now"
 - ▶ Sign in with Gmail, Facebook, or click "Sign up with email"
 - ▶ If you click Sign in with Gmail or Facebook, enter in your username and password for either these accounts and you are signed in
 - ▶ If you click "Sign up with email" Enter in First Name/Last name/Email/Birthdate and click "Sign Up"
 - ▶ An email will be sent to your account to verify; sign in to your email
 - ▶ Open email from Khan Academy accounts and click on the "Finish Signing Up" button
 - ▶ A welcome screen will appear where you will enter username and password and click "Sign Up"

Step 2:

Begin to link your Khan Academy Account to College Board

- ▶ You have logged into Khan Academy for the first time and will be asked if you would like to send PSAT results
- ▶ If you already have a Khan Academy account, a prompt will appear asking if you want to send your PSAT results to Khan Academy
- ▶ After choosing that option, you will be directed to collegeboard.org

The screenshot shows the Khan Academy interface for SAT practice. At the top, it says "Welcome to Official SAT® Practice" and "KHANACADEMY". There is a link "Exit SAT practice" in the top right corner. The main content area contains the following text:

We'd love to start by practicing what you missed on the PSAT.

To make this happen, we'll have you sign in to CollegeBoard.org and send your PSAT results to Khan Academy. Doing this will enable you to skip our diagnostic quizzes. We will also receive updates about the date of your upcoming SAT.

If you haven't taken the PSAT yet, no worries, let's take your first diagnostic quiz.

Below the text are two options:

- A Sign in to CollegeBoard.org and send your PSAT results to Khan Academy
- B Take your first diagnostic quiz

At the bottom of the interface, there is a progress bar showing "Do 3 questions" with two green checkmarks and a "3" in a box. To the right of the progress bar is a blue button that says "Sign in to CollegeBoard.org".

Step 3:

Create a College Board Account

- ▶ Sign in to your College Board account; if you do not have a College Board account, click 'Sign Up' to create one.
- ▶ The steps for creating a College Board account are:
 - ▶ Click on the “Sign up” blue box
 - ▶ Fill in the fields to create your student account ensuring all information is correct
 - ▶ Click “Next” at the bottom when all fields are completed
 - ▶ You are now Signed In

The screenshot shows the College Board login and sign-up interface. On the left, under the heading "Welcome", there is a "Sign In" section with input fields for "Username" and "Password", a "Remember me" checkbox, and a "Sign in" button. Below these fields are links for "Forgot Username?" and "Forgot Password?". On the right, under the heading "Don't Have An Account? Sign-Up.", there is a paragraph of text and a list of bullet points describing the benefits for students and education professionals. A blue "Sign Up" button is located at the bottom right of this section.

Please note that students under 13 cannot create a College Board Account.

Step 3:

And Hit Send to Link Accounts


- ▶ After successfully logging in to your College Board account, you will be asked for permission to link your accounts.
- ▶ After clicking “Send” you will be redirected to SAT practice on the Khan Academy site.
- ▶ You can remove the link at any time, by clicking on “Revoke” which is found in College Board account settings.

Request for Approval

Khan Academy is requesting permission for the following:

Press “Send” below to give College Board permission to send your test results to Khan Academy so that Khan Academy can personalize your practice recommendations based on how you did. And once you’re registered for the SAT, College Board will also send Khan Academy your upcoming test date so they can update your practice schedule. You can remove permission at any time.

Logged in as SOA1693

 CollegeBoard Don't Send Send

Revoke Permission ×

Are you sure that you want to stop sharing item-level data about your performance and dates of SAT tests for which you are registered with Khan Academy?

Cancel Revoke

Now Start Practicing on Khan Academy with Personalized Recommendations

- ▶ You can start your practice in either Math or Evidence Based Reading & Writing.
- ▶ The recommendations are based on how you did on the PSAT/NMSQT or PSAT 8/9.
- ▶ Keep practicing – with each additional problem and activity the personalization gets stronger and gets you closer to your goal score on the SAT, PSAT/NMSQT, PSAT 10, or PSAT 8/9.

The screenshot shows the Khan Academy dashboard for SAT practice. The top navigation bar includes the Khan Academy logo, a search bar, and links for Home, a notification bell, and a user profile. Below the navigation bar, the page is titled "Official SAT® Practice" and features a "Dashboard" tab. The main content area is blue and displays "TODAY'S GOAL: Practice your skills" with two buttons: "Practice Reading & Writing" and "Practice Math". Below this, there are two sections: "Exam scores" and "Current skill levels".

Exam	TOTAL	MATH	R & W
PSAT/NMSQT Fall 2015®	1080	500	580

The "Current skill levels" section shows progress for Math and Reading & Writing. The "Frequently asked questions" section includes a link to frequently asked questions and a note about reporting problems or ideas.