



# 2024-25 SAISD Family-School Relationships Survey Summary

## Ogden Elementary

Each year, SAISD families are asked to complete the Family - School Relationships Survey. Questions span six different domains -- **School Safety**, **School Climate**, **School Fit**, **Family Engagement and Input**, **Family Efficacy**, and **Family Involvement**. Each domain is given a favorable rating based on the question scores, then these domain ratings are combined to get the overall campus rating. The data gathered helps campuses better understand how to build effective partnerships with families, as well as strengthen family engagement to support strong academic and social outcomes for students.

### Responses

Families Contacted  
**240**

Surveys Completed  
**136**

Response Rate  
**57%**

### Overall Campus Rating

**94%**  
Favorable

### Top Barriers to Engagement\*

When asked "Which of the following issues is the biggest barrier to becoming involved with your child's current school?", the most frequently selected responses were

***How busy your schedule is,***  
***Childcare needs,***  
***and You worry that adults at the school will treat your child differently if you raise a concern***

### Rightsizing Support Satisfaction\*

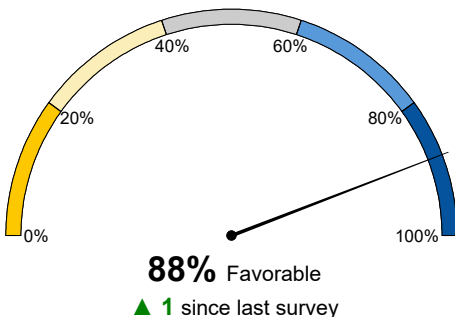
**88%**

of respondents indicated that they were ***extremely or somewhat satisfied*** with the support their family and student(s) received during the Rightsizing process.

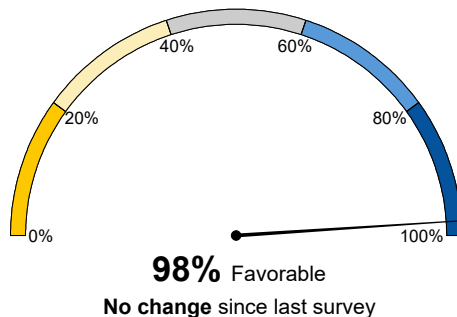
\*Note: These questions are not included in the domain ratings or overall campus rating.

### Domain Ratings

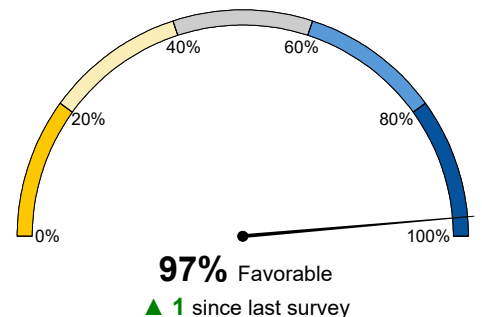
#### School Safety



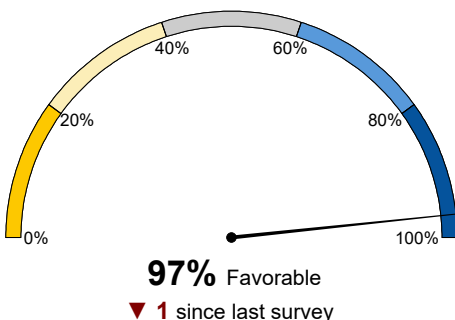
#### School Climate



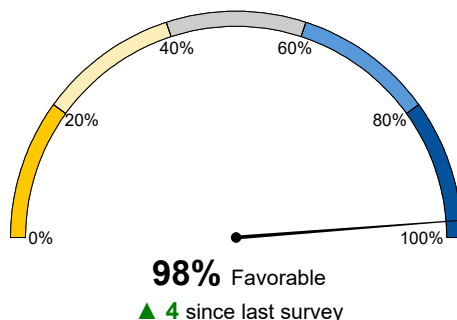
#### School Fit



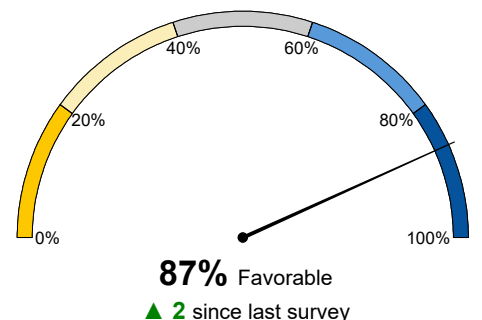
#### Family Engagement and Input



#### Family Efficacy



#### Family Involvement





# 2024-25 SAISD Family-School Relationships Survey Summary

## Ogden Elementary

The following tables show the questions that make up each domain, along with the percent of favorable responses that each question received. Favorable responses are those that indicated either *Strongly agree* or *Agree*. The percent of favorable responses for the entire domain is in the top right.



### School Safety

88%  
Favorable

To what extent do you worry about violence at your child's school?*	71%
To what extent are drugs a problem at your child's school?*	98%
If a student is bullied at my child's school, I feel they are supported by campus administration and staff.	90%
Overall, my child expresses they feel safe at school.	95%

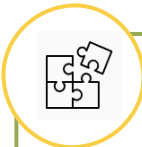
\*Note: These questions use a different scale (*Almost never, Once in a while, Sometimes, Frequently, Almost always*), where *Almost never* and *Once in a while* are considered favorable.



### School Climate

98%  
Favorable

Overall, at my child's school, I think teachers respect students.	99%
At my child's school, administrators are engaged and create a school environment that supports learning.	98%
My child's school values the diversity of children's backgrounds.	99%
My child expresses they are motivated and excited about classroom lessons at their school.	96%



### School Fit

97%  
Favorable

I feel my child's school is preparing him/her for the next academic school year.	97%
I feel the activities offered at my child's school match their interests.	96%
I feel the discipline approach at my child's school supports growth and learning.	99%



### Family Engagement & Input

97%  
Favorable

My child's school welcomes family involvement and engagement.	98%
My child's school is responsive to my concerns and addresses them in a timely manner.	94%
I feel comfortable interacting with school personnel (teachers, administrators, or other school staff).	97%
I have been involved in my child's education this year.	98%
I receive timely communication from my child's school to allow me to plan to attend school activities.	93%
My child's school provides decision-making opportunities requiring parent input and partnership.	98%
My child's school offers family engagement activities at various days and times to accommodate family schedules.	97%
My child's school offers opportunities to provide input or feedback about my child's school.	98%



### Family Efficacy

98%  
Favorable

I feel confident in my ability to connect with other parents.	97%
I feel confident in my ability to support my child's learning at home.	98%



### Family Involvement

87%  
Favorable

My child's teacher communicates with me about my child's academic progress.	96%
In the past year, I have been involved in my child's learning.	98%
In the past year, I have been involved with parent group(s) at my child's school.	64%